


# CAI Benchmarked & UHF Aerials


DMCWB(Mini-F)



DMC



DMCWB(Maxi-F)



## DMC Digimaster Contract Aerials


- For strong to medium reception areas.
- Ideal entry level digital products.
- Fitted with balun.
- Robust 6-element reflector design.
- Choice of 10-, 15- and 19- element models.
- DMCWB(Mini-F) and DMCWB(Maxi-F) fitted with F-Connection

Product Code	Con	CAI Std.	Groups	Elem	Gain		Beamwidth	Length
DMCWB(Mini-F) <b>NEW</b>	F	None	A-B-CD-K-W	10	10.1-10.9 dBd	12.3-13.1 dBi	± 23°	645 mm
DMC	S&C	None	A-K-W	15	10.4-11.2 dBd	12.6-13.4 dBi	± 16 - 20°	965 mm - 1140 mm
DMCWB/F	F	None	W	15	10.6 dBd	12.8 dBi	± 20°	965 mm
DMCWB(Maxi-F) <b>NEW</b>	F	3	W	19	11.6 dBd	13.8 dBi	± 18°	1140mm

[www.blake-uk.com/dmc](http://www.blake-uk.com/dmc)

## CR Contract range aerials

- Choice of 10-, 14- and 18-elements in all groups.
- Traditional contract aerial with balun.



CR10WB

Product Code	Connection	Groups	Elements	Gain		Beamwidth	Length
CR10	S&C	A-B-CD-E-K-W	8	7-10 dBd	9.2-12.2 dBi	± 26°	870 mm
CR14	S&C	A-B-CD-E-K-W	12	9-11 dBd	11.2-13.2 dBi	± 21°	1200 mm
CR18	S&C	A-B-CD-E-K-W	16	12-13.5 dBd	14.2-15.7 dBi	± 20°	1500 mm

All aerial gain figures are given relative to a half-wave dipole (dBd) in accordance with CAI/DTG recommendations and BS 5640. When comparing products beware of gain figures being given relative to an isotropic radiator (dBi) which appear to inflate the gain by about 2 dB.